



CFR Briefing Book



Website: www.mikegoulian.com
E-mail: mike@mikegoulian.com

Revised: March 2013

Extra 330SC General Description

General construction

Wings: Carbon Fiber
Fuselage: Steel tube with fabric covering

Weights:

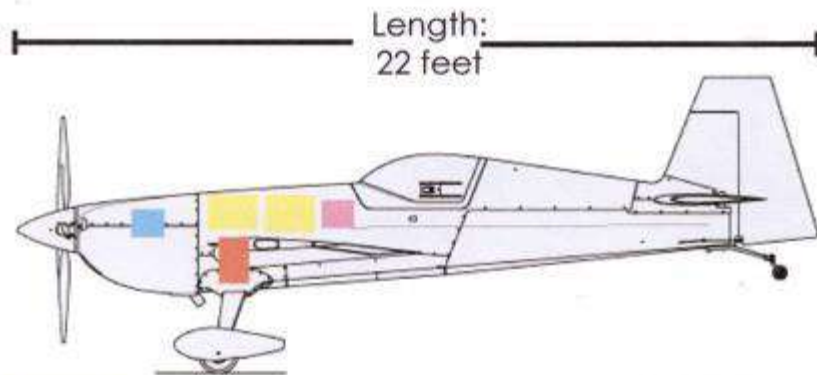
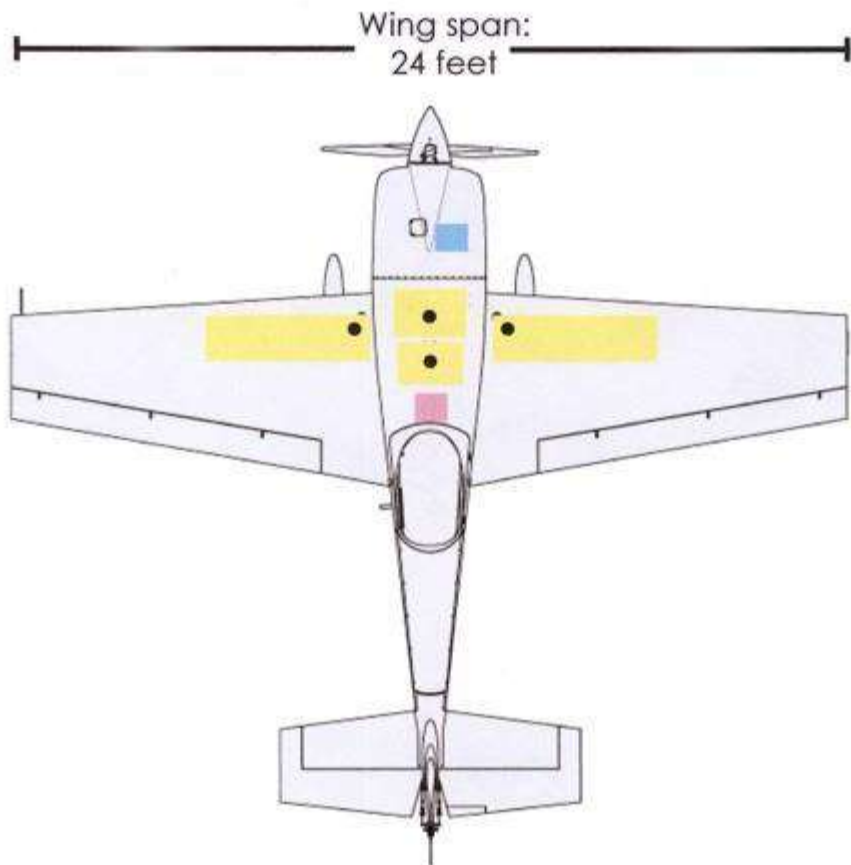
Empty weight: 1290 lbs.
Maximum weight: 1500 lbs.

Fuel:

Fuel type: 100LL (avgas)
Total fuel: (4 tanks) 58.7 gallons
Fuel during performance: ~15 gallons

Electrical system

Electrical system: 12 volt
Battery type: Sealed lead acid



- Fuel tanks: front: 14.7 gal., back: 10.8 gal.
- Fuel Filler Cap
- Engine Oil tank
- Battery
- Smoke Oil tank (6 gal.)

Canopy Operation



1) Approach aircraft on left side

2) Locate sliding vent window.



1) Push window in

2) Slide window aft


Canopy Operation, cont.



Insert right arm into cockpit through window.

Locate red levers in the left forward corner of the cockpit

Squeeze red levers together to release canopy




Lift open canopy towards the right side of the aircraft. It will lift away from you.



Fuel Shutoff Valve

Fuel shut off valve location: Right side of cockpit, near the right, forward corner of pilot's seat.



To shut off fuel: pull valve lever aft and rotate down to the 6 o'clock position.



Seatbelt Operation



To release belt, locate the two silver levers at the center of the belts.
Lift the rounded end of each lever away from the torso.



Master Switch Operation



The master switch, controlling all avionics and battery is a small red lever located on the left/bottom portion of the instrument panel. Flip the switch down to turn off.

The magnetos may be turned off by switching the key to the left.