

Todd Rudberg
15525 Greenwood Ave N
Shoreline, WA 98133



Extraction for N232TB Rudberg 2021



N232TB

Contents

Performer 2

N232TB Emergency Extraction Information 3

 Electrical/Ignition System: 4

 Harnesses: 5

 Ejection System 5

 Hazmat 6

 Fuel System 7

 Canopy System 8

Performer


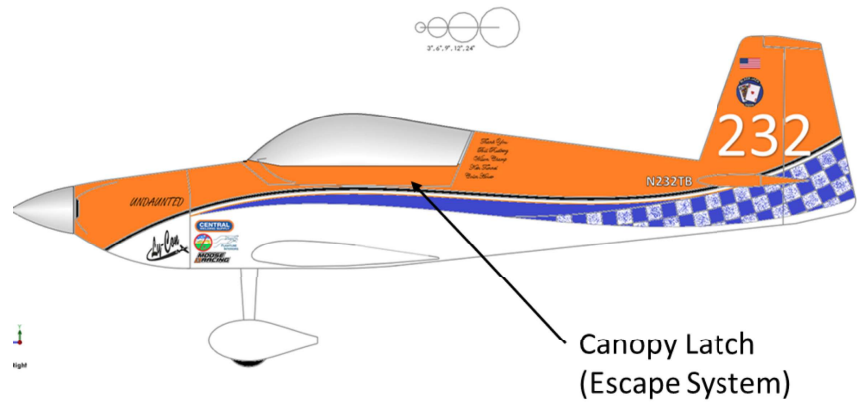


Undaunted Airshows Wing - Todd Rudberg, Owner, Builder, Pilot

N232TB Emergency Extraction Information

Todd Rudberg

Undaunted Airshows - Wing




Egress Procedure:

- 1) Flip aft end of canopy latch upward and raise canopy. If canopy is jammed, break the canopy near the rear and clear it out of the way by breaking it forward as in peeling a boiled egg.
- 2) The 5 point harness is a CROW latch. Turn the latch in any direction and the harness will release.
- 3) Grab pilot by the parachute harness and pull him out.

Electrical/Ignition System:

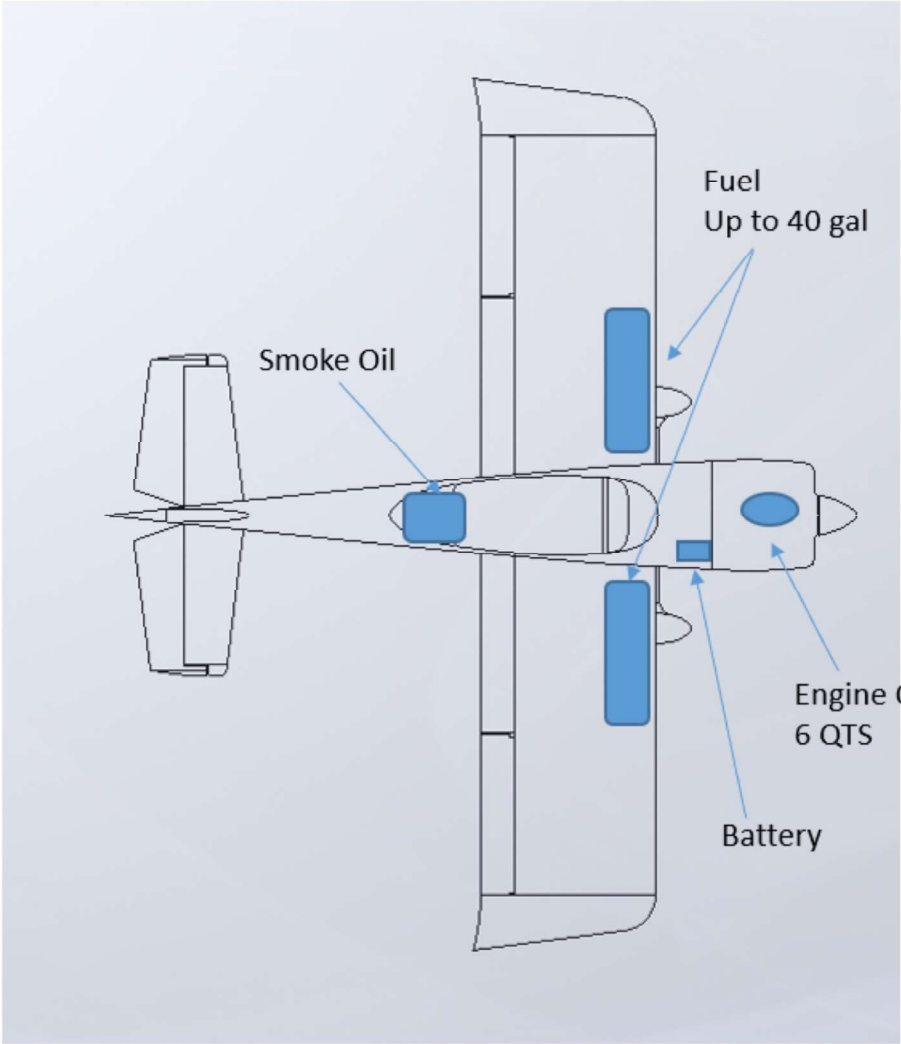


Harnesses:





Ejection System
NA

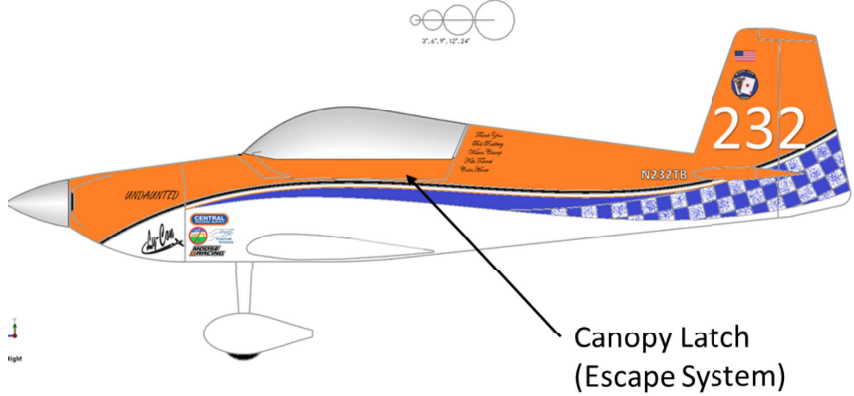
Hazmat



Fuel System



Canopy System



Egress Procedure:

- 1) Flip aft end of canopy latch upward and raise canopy. If canopy is jammed, break the canopy near the rear and clear it out of the way by breaking it forward as in peeling a boiled egg.
- 2) The 5 point harness is a CROW latch. Turn the latch in any direction and the harness will release.
- 3) Grab pilot by the parachute harness and pull him out.